


Name: _____ Class: _____

Below each picture name the movement that is shown.


(6 marks)



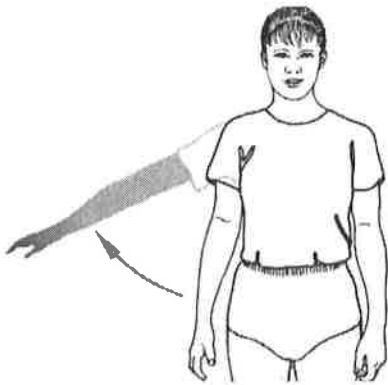
a. _____



b. _____



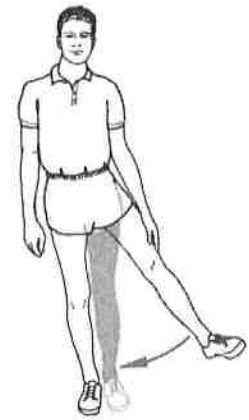
c. _____



d. _____



e. _____



f. _____

Identify the type of movements that are allowed by the following joints.

(8 marks)

Type of joint	Movement allowed
Ball and socket	
Pivot	
Hinge	
Condyloid	